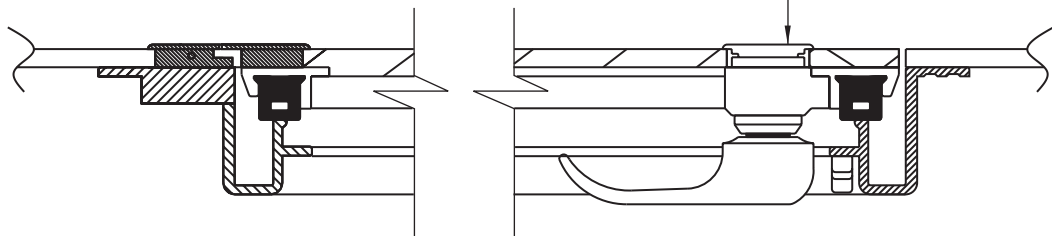


INTERIOR

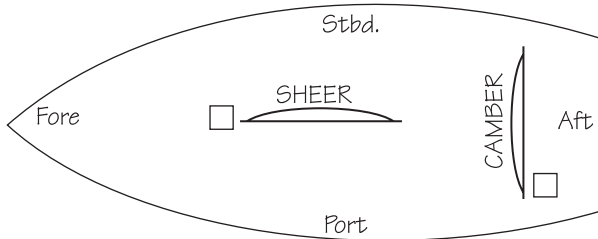
EXTERIOR

Bi-square shown flush with lens & deck with teak

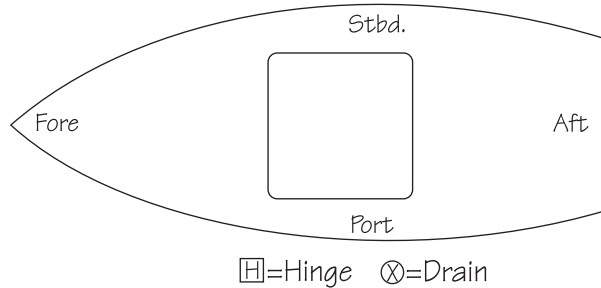


Hinges - shown with surface hinge flush with deck
Gas springs - specified separately

CAMBER and SHEER DIRECTION



HINGE and DRAIN LOCATION



Scale	None	Note: Hatch shown with 0641-1014 coaming	© ALL RIGHTS RESERVED 2003 FREEMAN MARINE EQUIPMENT, INC. SPECIFICATIONS SUBJECT TO CHANGE WITHOUT NOTICE
Hinge	Surface		
Handle	Bi-square		